

'83 '84  
**ELECTRIC  
BASS  
GUITARS**


***Ibanez***



RB924CS

RB920BS

**ROADSTAR II BASS** DELUXE




## RB924 and RB920

The RB924 and RB920 were created to satisfy the player who wants all of the latest technological features at his disposal. The RB924's highly figured Bird's-eye Maple-Alder flat top body is finished in black and cream binding. The custom Rock Maple neck features a two octave Rosewood fingerboard for smooth, fast playing. Super P55 and J6 pickup mix levels are controlled through the use of individual balance that permits the attainment of virtually tone color imaginable. Volume and tone are controlled by two separate Sore Grip II control knobs. Reduced headstock size, plus new lighter Valve Tune III machine heads contribute to the RB924's perfectly balanced feel. The RB924 is available in Cherry Sunburst finish. The RB920 provides all of the same features as the RB924 excepting a standard neck scale and the use of a single Super J6 pickup. The RB920 is available in Brown Sunburst finish.

### TRI-SOUND SELECTOR SWITCH

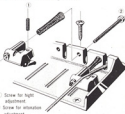
The J6 pickup is equipped with the famous TRI-SOUND selector switch. Select either humbucking, single or parallel coil operation at the flip of the switch.



### ACCU CAST 8 II BRIDGE / TAILPIECE

The famous ACCU CAST 8 II bridge / tailpiece is a low mass design for full transition of string vibrations to the body. Each string rests firmly on the saddle for maximum sustain and rock steady response even with heavily percussive playing styles. String height is individually adjusted with a single screw.

**EXPLODED VIEW OF "ACCU-CAST 8 II"**  
The "ACCU-CAST 8 II" is made for the simplicity in adjustment and better transition of string vibration.

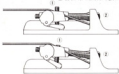


1. Screw for height adjustment.
2. Screw for intonation adjustment.

- A) The bridge units weight has been reduced lighter bridge.
- B) Utilizing only one screw for height adjustment, simple, easy, less trouble.

#### SIDE VIEW OF "ACCU-CAST 8 II" BRIDGE / TAILPIECE

1. Screw for height adjustment.
2. Screw for intonation adjustment.



### CONTROLS

#### RB920

- 1 Volume
- 2 Tone
- 3 Tri-Sound Switch



#### RB924

- 1 Pickup Balance
- 2 Master Volume
- 3 Master Tone
- 4 Tri-Sound Switch



Because the Roadstar Bass Series was brought about through close work with many professional musicians, its format is flexible enough to suit just about any style of playing. Roadstar Bases are offered in a number of different models and price ranges, each one individually designed to fulfill a particular need.

	RB924	RB920
Body:	Bird's-eye Maple & Alder	Bird's-eye Maple & Alder
Neck:	Maple w / Rosewood Fingerboard	Maple w / Rosewood Fingerboard
Machine Heads:	Valve Tune III	Valve Tune III
Scale:	34"	34"
Pickups:	Super P55 / J6	Super J6
Controls:	1 Balance 1 Volume 1 Tone 1 Tri-Sound	1 Volume 1 Tone 1 Tri-Sound
Bridge:	Accu Cast 8 II	Accu Cast 8 II
Control Knobs:	Sore Grip II	Sore Grip II
Hardware:	Chrome	Chrome
Finishes:	CS (Cherry Sunburst)	BS (Brown Sunburst)